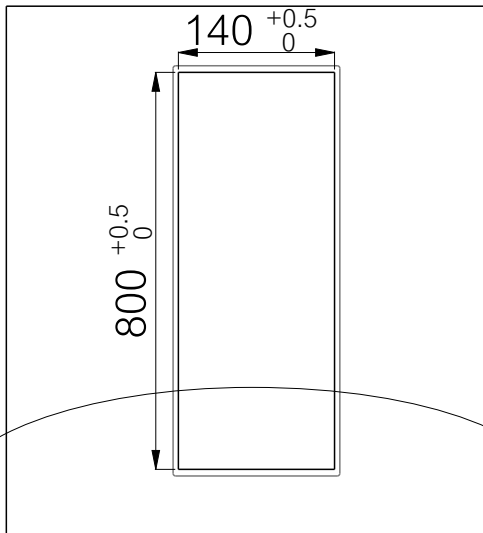
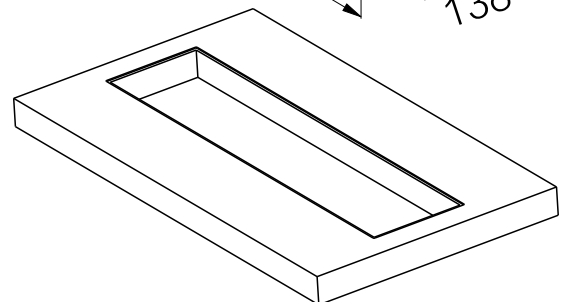
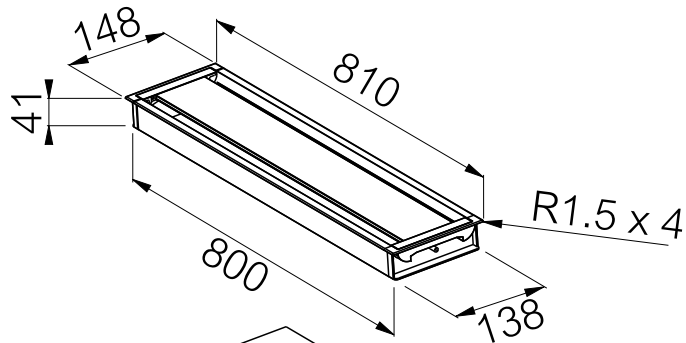


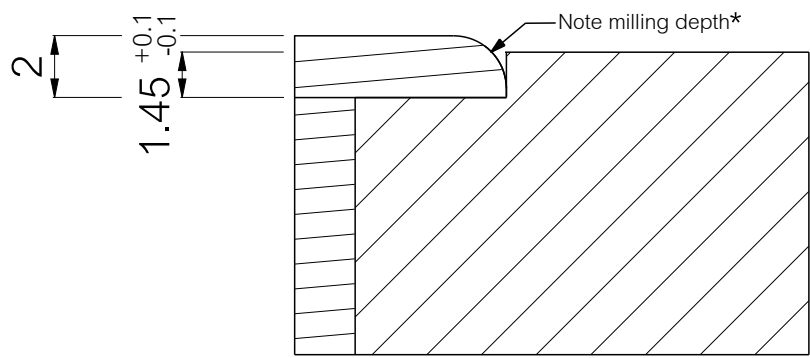
Copying of this document, and giving it to others and the use or communication of the contents thereof, are forbidden without express authority. Offenders are liable to the payment of damages. All rights are reserved in the event of the grant of a patent or the registration of a utility model or design.

NOTE! The grommet must be inserted vertically and parallel to the hole to fit during installment.

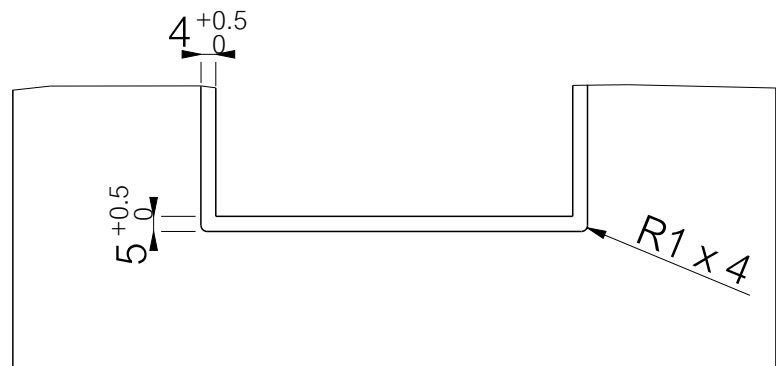


SCALE 0.175

SEE DETAIL A-Milling*



SCALE 4.000



DETAIL A-Milling*
SCALE 0.500

ADDITIONAL INFORMATION:
*NOTE: Milling is NOT needed, but may be cosmetically appealing. Do not exceed a milling depth of 1.45 ± 0.1 mm for optimal look.

NOTE! INSTRUCTIONS BELOW, UNLESS SPECIFIED IN DRAWING:
ALL DIMENSIONS IN MILLIMETERS.
TOLERANCES: ±0.1 MM
±0.01 MM
±0.005 MM
±1 DEGREES
THREAD TOLERANCE GRADE: MEDIUM
FEMALE/INTERNAL: 6H
MALE/EXTERNAL: 6g



| | | | | | |
|--|--|-------------------|-----------------------|-------------------|--|
| TITLE / IDENTIFICATION | | MANUFACTURER | | SURFACE TREATMENT | |
| Hole cut for 935-TC80 (Tight fit hole cut) | | SCALE | #A4 | WEIGHT (KG) | |
| PROJECT/BRANCH | | DATE (YYYY-MM-DD) | REV.DATE (YYYY-MM-DD) | | |
| ARTICLE NUMBER / REFERENCE | | 2015-03-20 | | | |
| 935-TC80 | | REVISION | SHEET 1/1 | | |