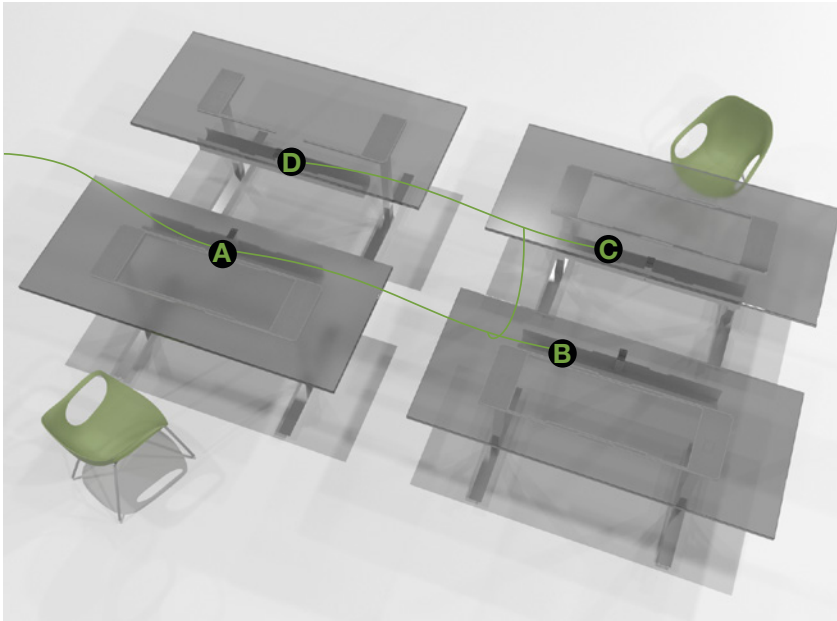



# Axessline DOCKY


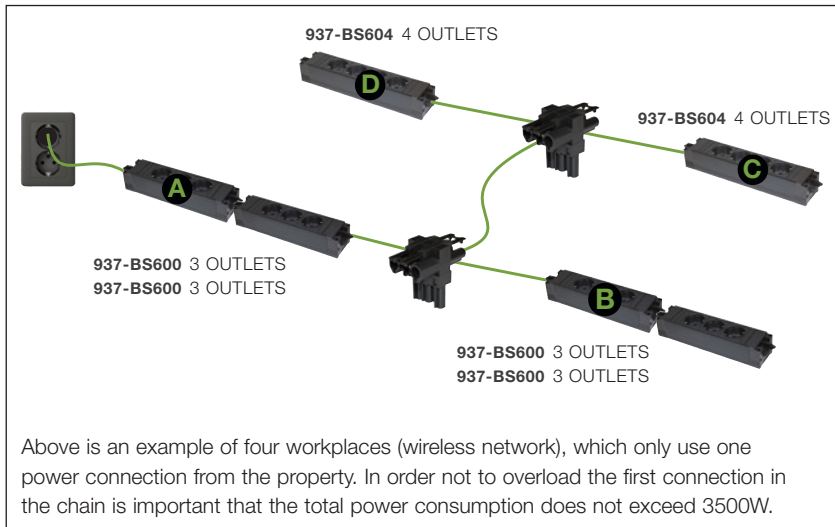


935-BS600/BS604



937-BS604



937-BS600



## Flexible modular system

Docky can be used to integrate Power outlets in e.g. furnitures. Input is of Wieland type and the Docky units are stackable to increase the number of available outlets. Connection at the unit is Wieland, add accessory Wieland-Schuko cable.



POWER CORD SCHUKO-WIELAND  
935-BA20 2 M    935-BA30 3 M  
935-BA50 5 M



935-BTK12 T-JUNCTION 1-2  
1 WIELAND GST MALE, 2 FEMALE



EXTENSION CABLE WIELAND-WIELAND  
935-BF20 2 M    935-BF30 3 M  
935-BF50 5 M



935-BTK13 T-JUNCTION 1-3  
1 WIELAND GST MALE, 3 FEMALE

## SPECIFICATIONS

- Network your powercords by simplify connections in a modular way
- Max load at any given point in serie connection is:  
250 V, 16 A, Max 3500 W.
- Connections:  
Wieland male x 1  
Wieland female x 1
- Part no.  
937-BS600    Docky, 3 power  
937-BS604    Docky, 4 power