

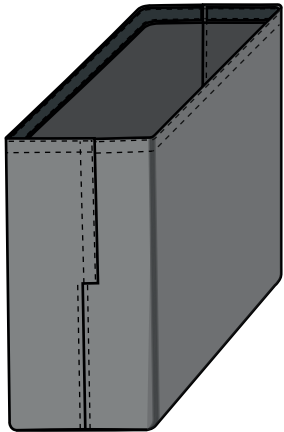
# Powerdot Bag

■ 935-TP23

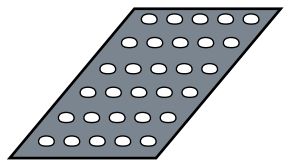
■ 935-TP56



## CONTENT:



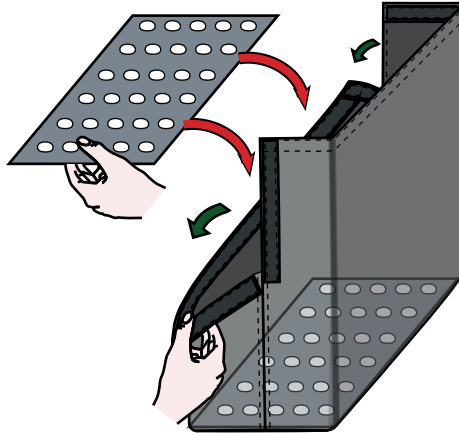
x1



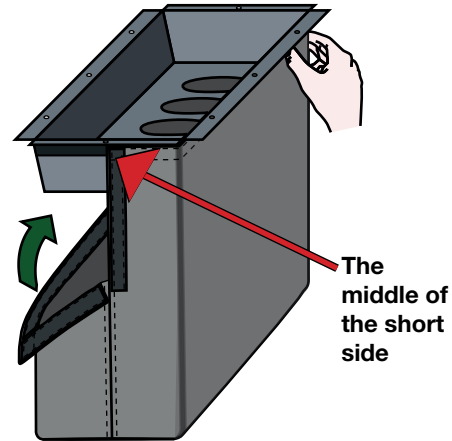
x1

This is an accessory for:  
 935-TP05 Powerdot Tray for 5 Powerdots  
 935-TP02 Powerdot Tray for 2 Powerdots

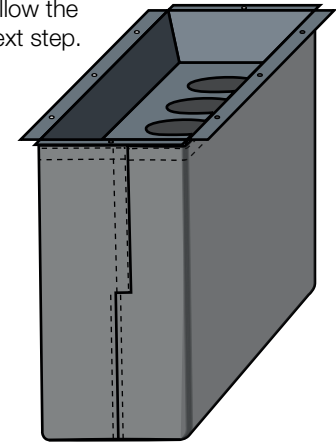
- 1** INSERT SHEET  
 Insert sheet metal into the bottom of the bag and position well.



- 2** HOOK THE BAG TO THE TRAY  
 Start hooking the bag from the middle of the short side work your way around.



- 3** RESULT  
 The product is now fully installed. If changes need to be made, simply follow the next step.



- ADJUSTING AND CHANGES**  
 If a change needs to be made, simply open the bag up from the middle by unhooking the velcro and unhook one side of the bag.

